



EUROPE
INTEGRATION
FOREIGN AFFAIRS
FEDERAL MINISTRY
REPUBLIC OF AUSTRIA

Integration of Refugees in Austria

Netherlands National EMN Conference 2016
29 November 2016

Natalie Herold
Head of Unit VIII.2.a:
Research , Knowledge Management and Integration Monitoring

Food for Thought

- I. 2015 was an extraordinary year
- II. There are challenges ahead of us
- III. We made mistakes, but we learnt from them
- IV. Crises create windows of opportunity, but also uncover existing weaknesses

A stylized world map composed of dots on a gray background. The map is centered and shows the continents of North America, South America, Europe, Africa, and Asia. The dots are arranged in a grid-like pattern, with the density of dots increasing towards the center of each continent. The background is a solid gray color.

I. 2015 was an extraordinary year

FACTS AND FIGURES

Austria & Migration

Total Austrian population: 8,700,471 (1.1.2016)

population **without**
migration background

78.6%

6,678,069

population of **foreign**
origin

18.3%

1,594,723

population **with**
migration background

21.4 %

1,812,934



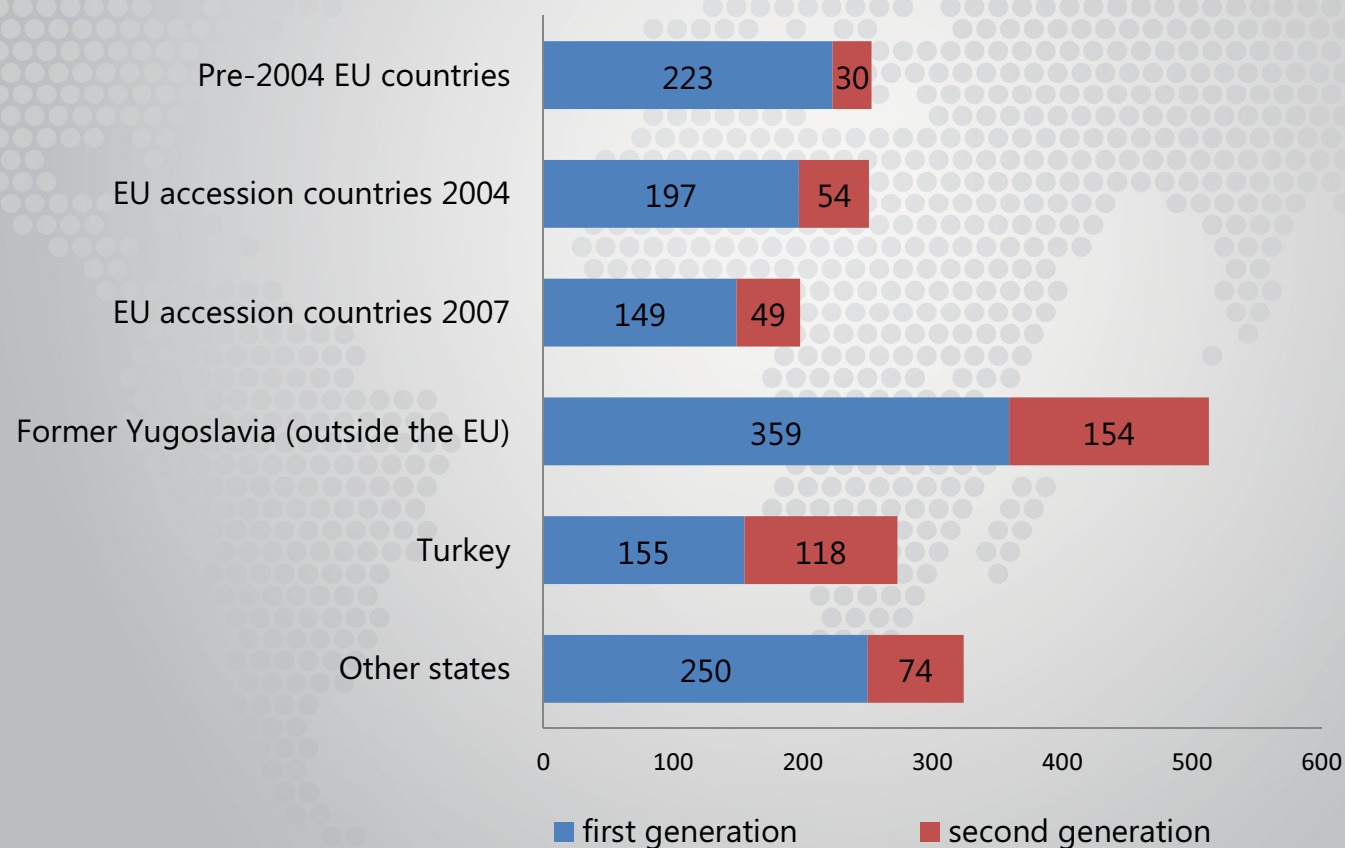
1st generation 1,33 mio.

2nd generation 479 tsd

2014-2015 increase of the share of population with migration background: **98.300**

Who has a migration background ?

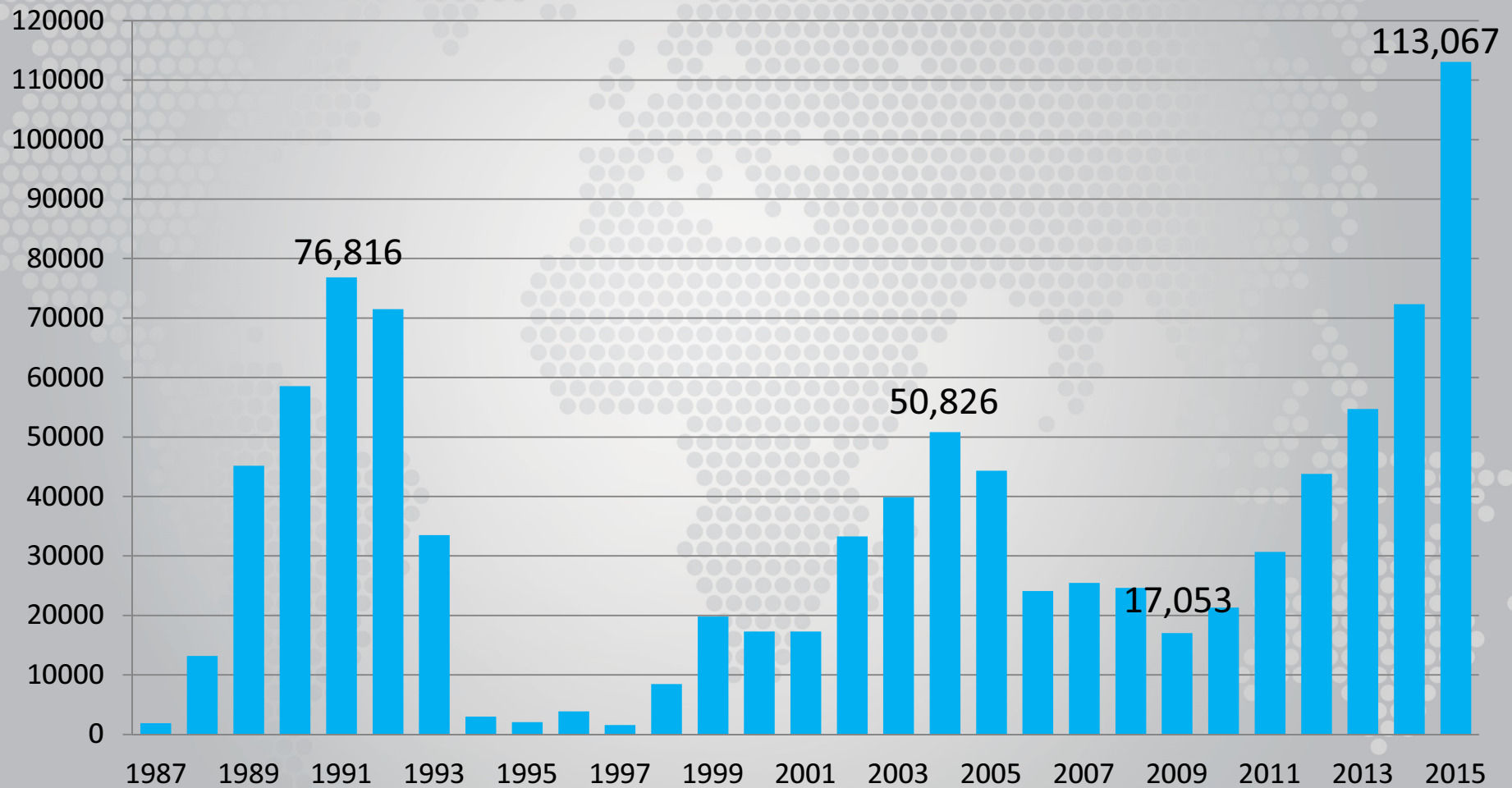
Population with migration background
by birth country of parents and migrant generation (tsd)



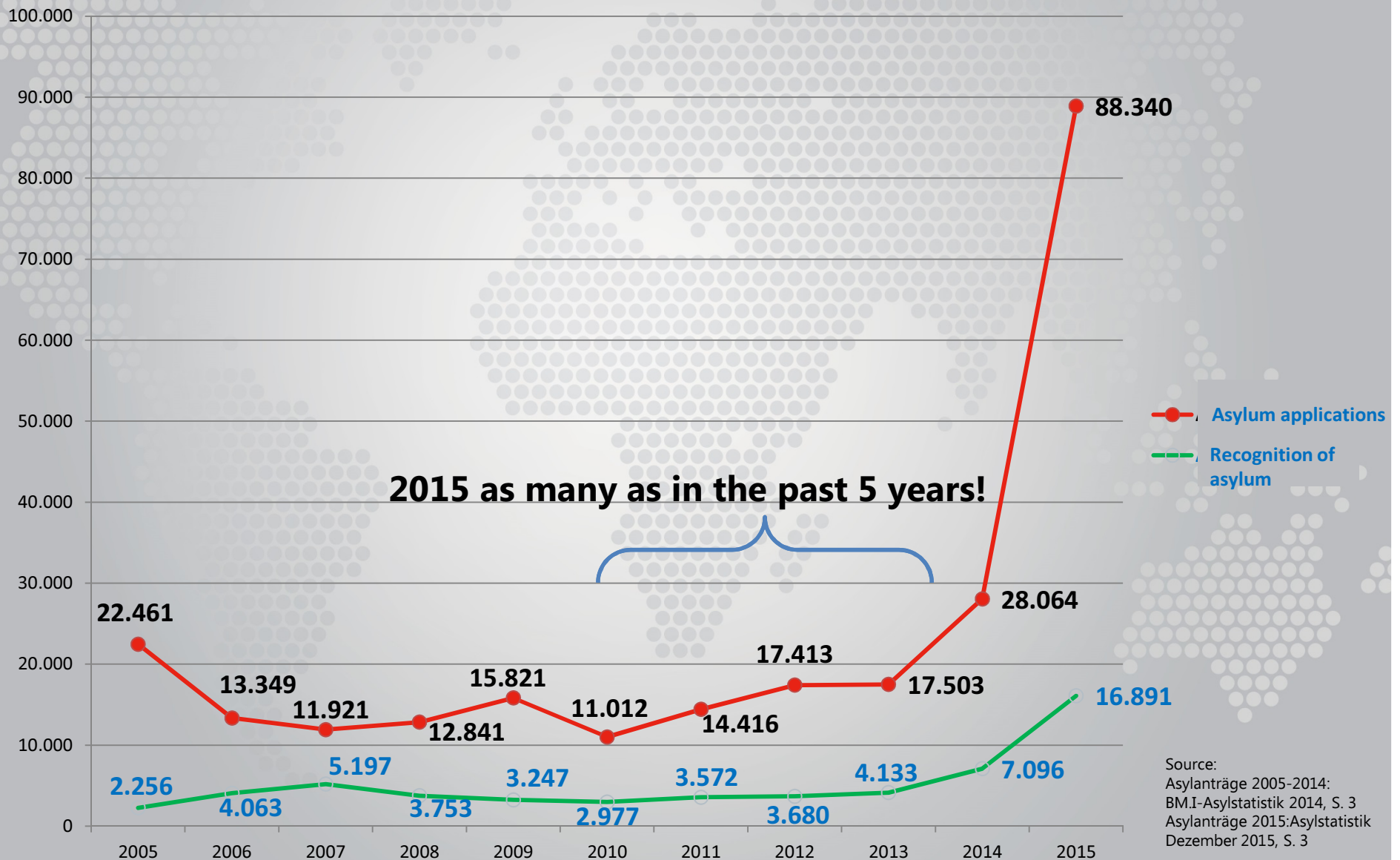
Source: STATISTIK AUSTRIA, Mikrozensus-Arbeitskräfteerhebung, Jahresdurchschnitt über alle Wochen. – Bevölkerung in Privathaushalten.

Austria Net Migration 1987-2015

Balance of immigration to and emigration from Austria

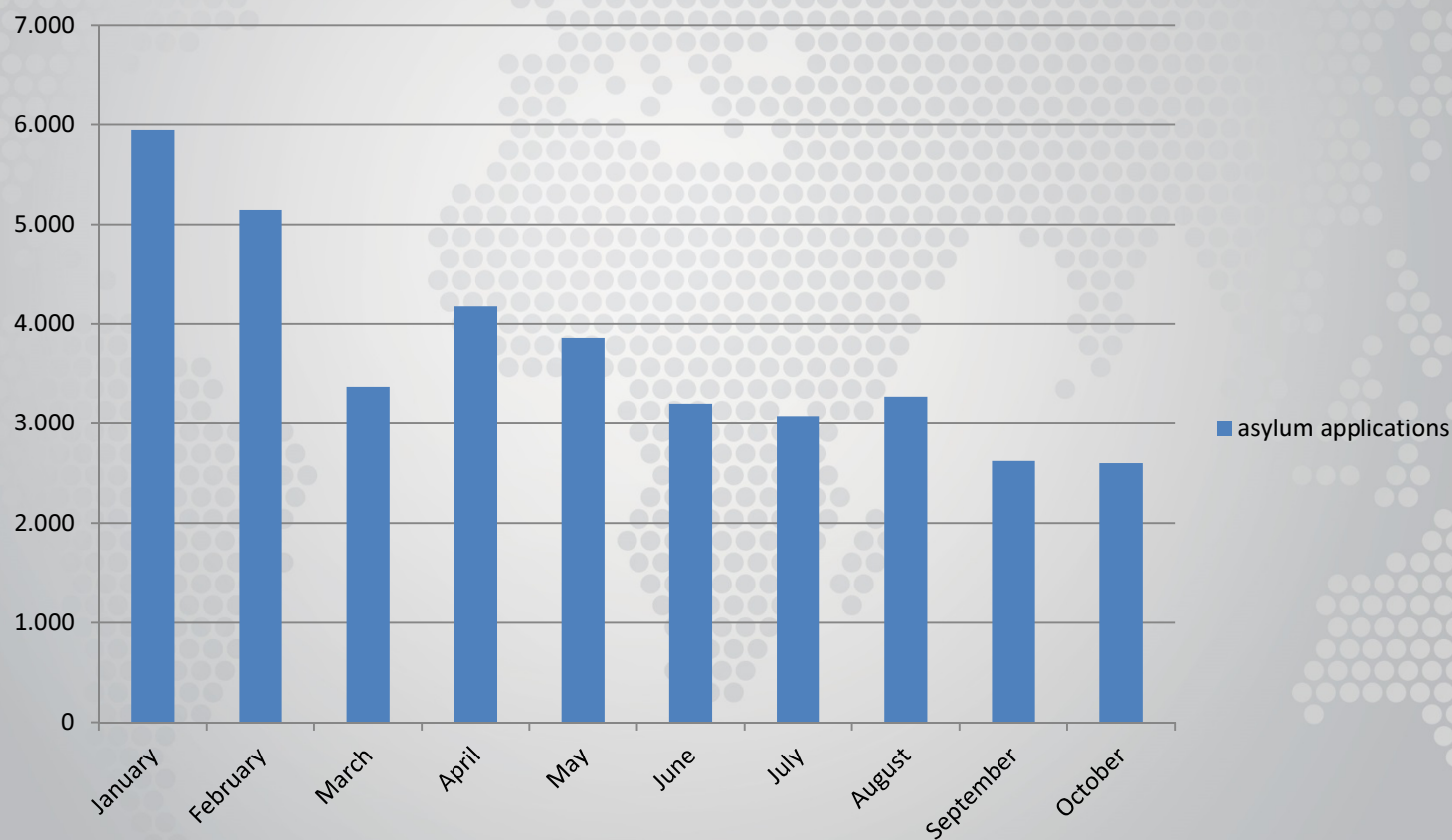


Asylum: development of applications



Asylum applications 2016 (by month)


Total until October 2016: **37.256**



Source: Annual asylum statistics, Federal Ministry of the Interior, Austria

Asylum Facts - Europe

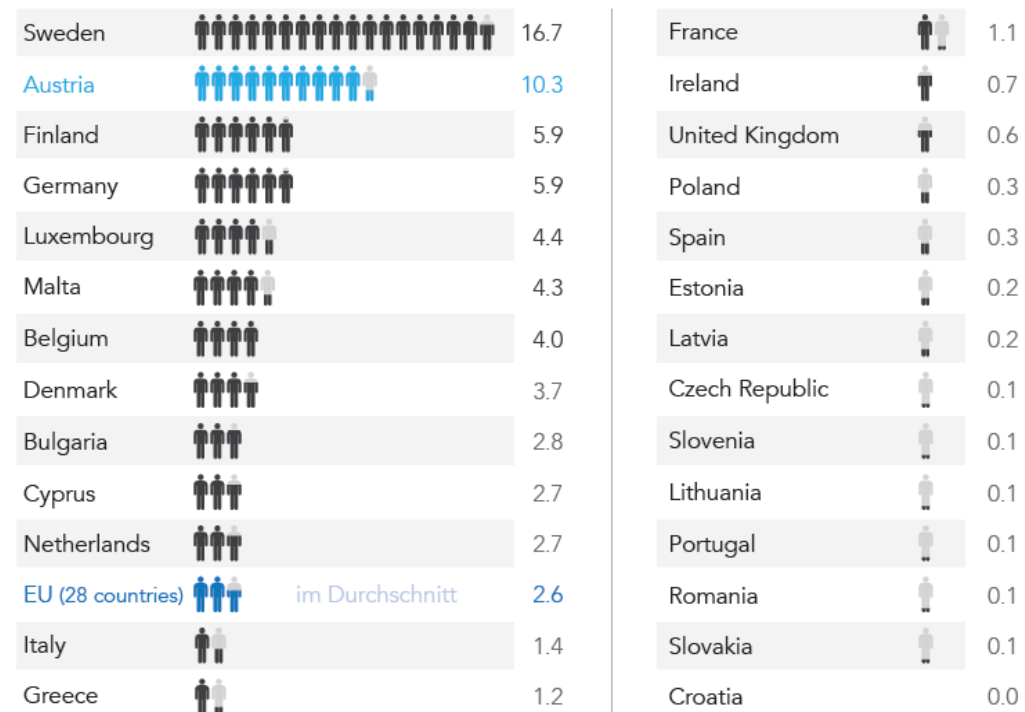
Distribution of asylum applications (EU 28) in 2015



Source: Eurostat (Asylanträge), BMI (Asylstatistik 2015); own presentation

Asylum Facts - Europe

Number of asylum applications per 1,000 inhabitants (EU 28) in 2015



Source: Eurostat (Asylanträge, Bevölkerung); own presentation

Country of origin of Asylum applicants

2015

EU 28



Syria



Afghanistan



Iraq

AUSTRIA



Afghanistan



Syria



Iraq

Quelle: Eurostat (Asylanträge), BMI (Asylstatistik 2015); eigene Darstellung

© BMEIA

In summary

- **2015 was an „extraordinary year“** in terms of refugee immigration and integration
- Unprecedented in terms of
 - size of asylum seeker intake
 - timeframe of intake (a few months)

→ Challenges for integration

The background of the slide features a stylized world map. The map is composed of numerous small, light gray dots that form the outlines of the continents. This map is centered on a gray background that has a subtle pattern of concentric circles, creating a ripple effect. The text "II. There are challenges ahead of us" is overlaid on the map, centered horizontally and slightly below the vertical center.

II. There are challenges ahead of us

CURRENT CHALLENGES:

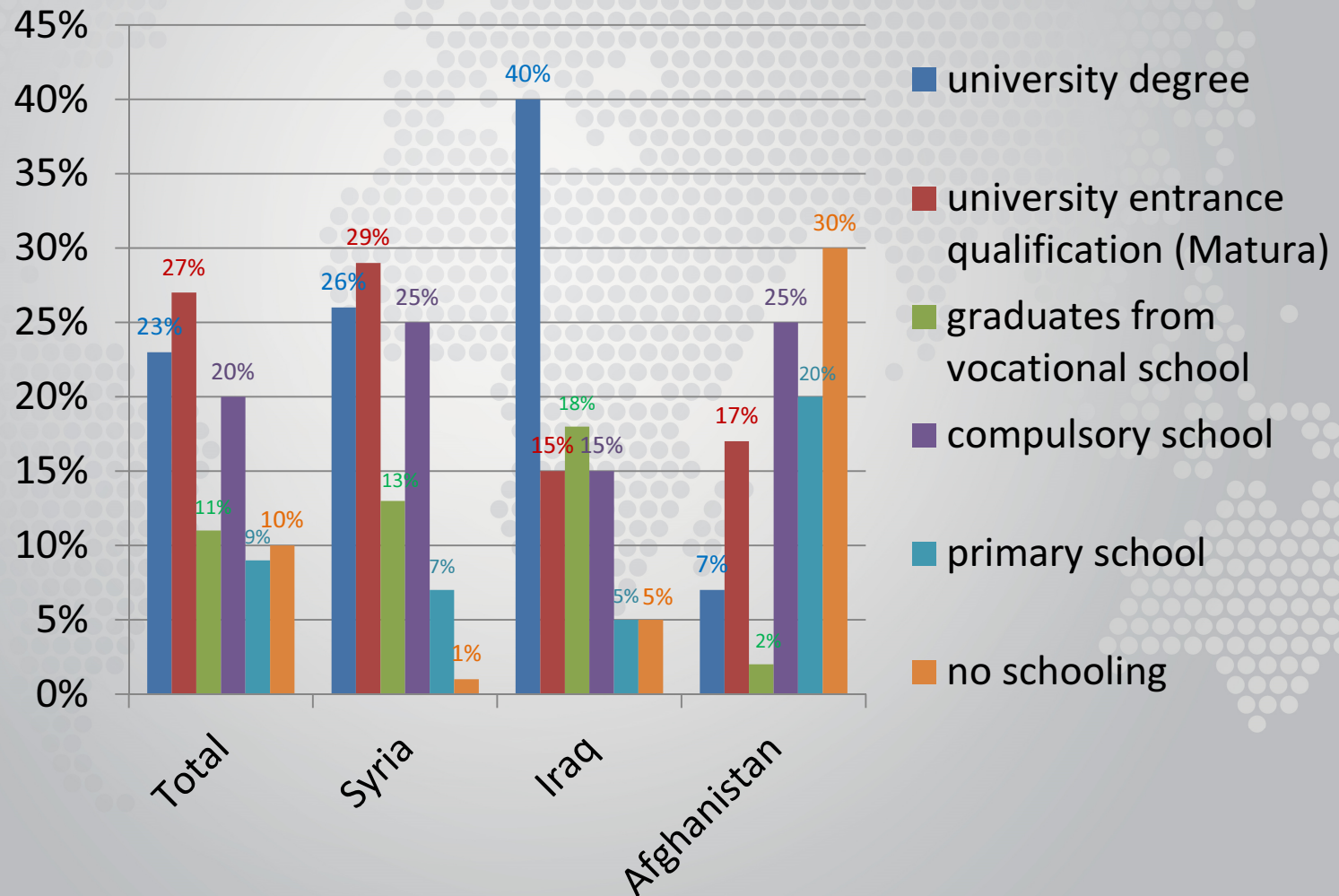
Integration of Refugees

- **Large intake of new „unknown“ cohort**
 - New migrant cohort we don't know as well as the previous ones
 - Comparatively young group
 - No homogenous group
 - There is no „average refugee“ with standard needs



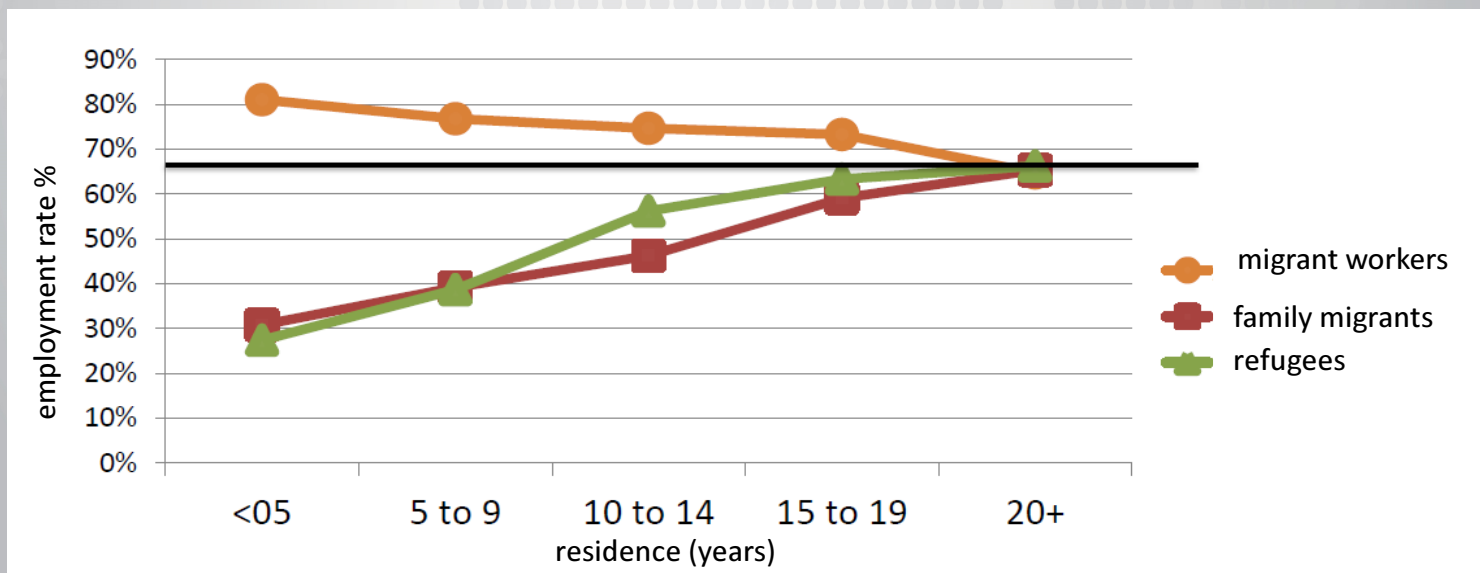
- **Diverse...**
 - ...personal experiences
 - ...educational backgrounds
 - ...professional experiences

Qualifications after pilot phase of skills checks (highest completed qualification)



Labour Market Projections (I)

- **Labour market integration:
Development of the employment rate**
 - lengthy process (OECD/EC)



Labour Market Projections (II)

Different views on how fast **labour market integration** can work:

“5 years until 50% of the refugees have found a job” (AMS)

“10 years until 50% of the refugees have been integrated in the labour market” (Fiskalrat)

“15 to 20 years until the employment rate of refugees has adjusted to the domestic level” (OECD / EC)

→ **Advanced language skills substantially increase the chance of finding a job**

Attitudes, aspirations and values (not published yet)

- 90% of refugees see democracy as most desirable form of the state
 - the more religious, the less support for democracy (e.g. only 36% of religious Syrians support democracy, 45 % of them want religion to play a much stronger role in the state)
- 64% of refugees strongly agree / 24% agree with the overall „Austrian way of life“
 - however 56% deem Austria to be too liberal
- 83% support gender equality
 - 36% support gender segregation in schools (in religion and sports subjects)

The background of the slide is a dark gray color. Overlaid on this is a world map where the continents are represented by a dense pattern of small, light gray dots. The map is centered, with North and South America on the left, Europe and Africa in the middle, and Asia and Australia on the right. The text is centered over the map.

III. We made mistakes, but we learnt from them

Austria was late to the „integration party“

Inception of integration policy at federal level –
only in 2010

National Integration Strategy (National Action Plan
for Integration) – since 2010

Integration Department / Integration State
Secretariat – 2011

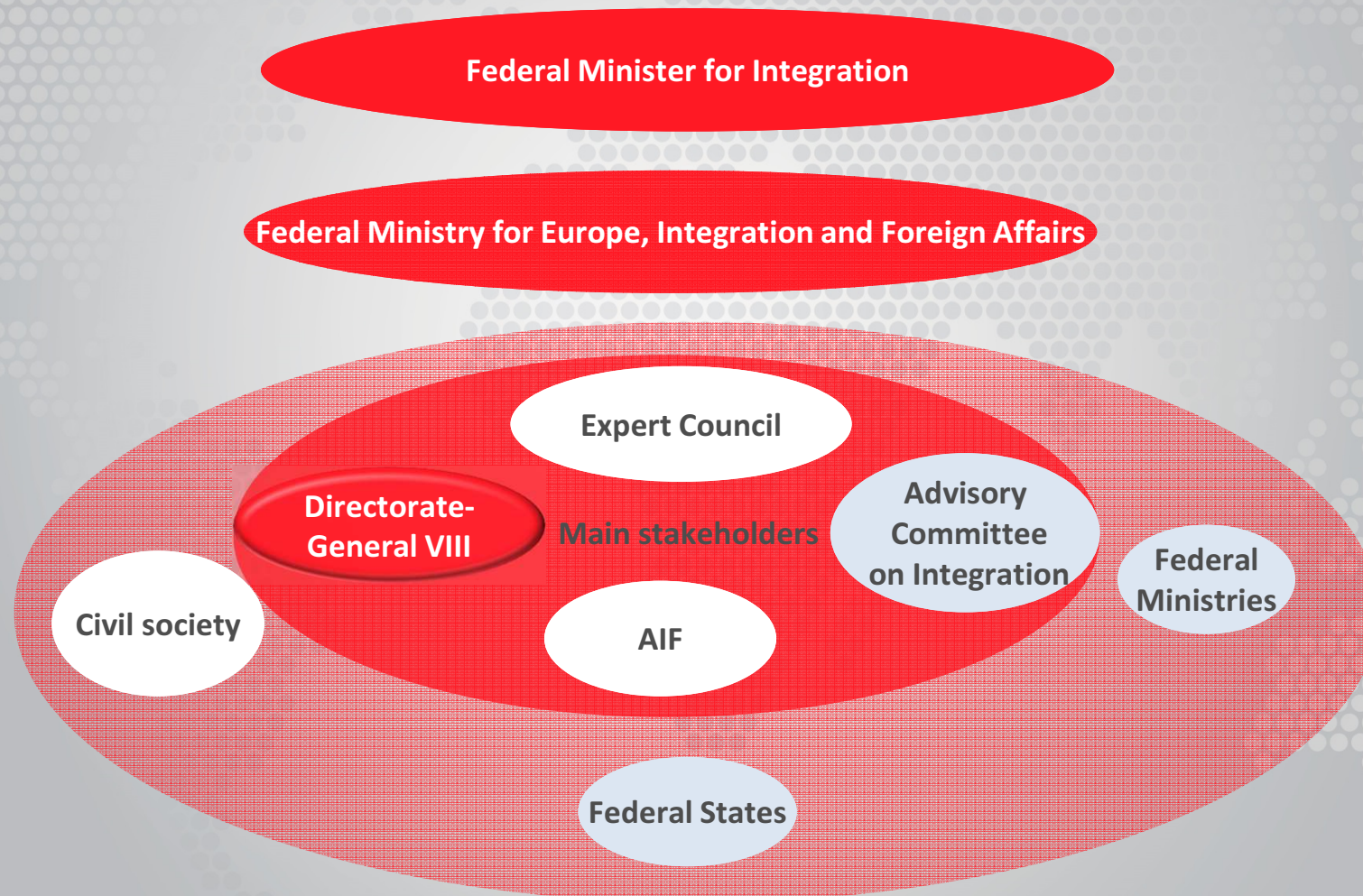
Federal Ministry for Europe, Integration and
Foreign Affairs - 2014

In the current refugee crisis, solid integration structures were already in place

... which enabled a very quick response

- **Independent Expert Council** → evidence-based approach to the development of integration policy
- **Austrian Integration Fund** → operational partner in all regions

Stakeholders



Lessons learnt

- Integration efforts of previous years have **paid off**
- Integration requires **leadership**
- Integration measures need an **interdisciplinary, cross-cutting approach** with **strong coordination**
- Integration can and has to be **managed**: integration does not just happen by itself
- Measures have to be taken by **all stakeholders**, without releasing target groups from responsibility to undertake integration efforts
- Language and labour market integration are **key elements**
- Clear communication on „where one has to integrate into“ → **values**

Lessons learnt: Principles of our integration policies

Integration through achievement



Integration is a reciprocal process

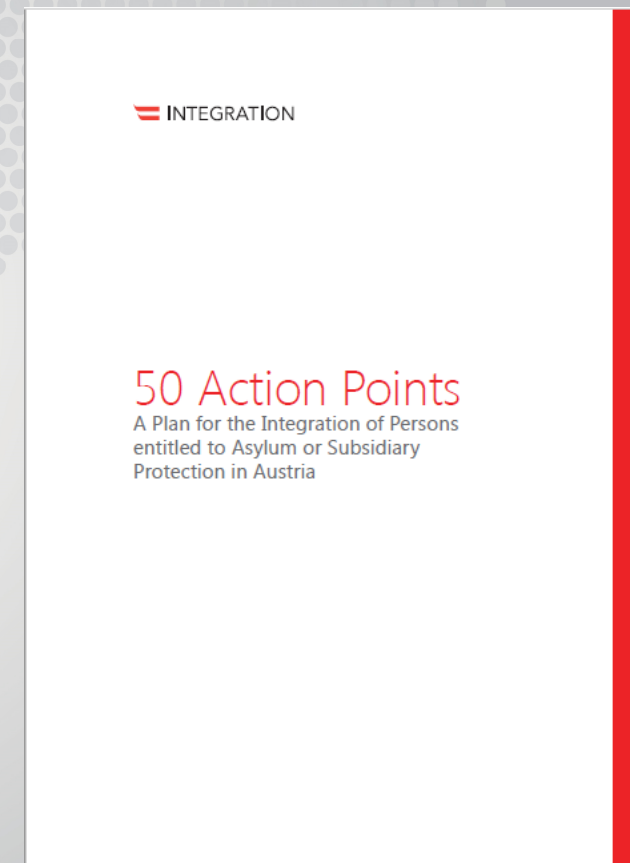
Integration is a cross-sectoral issue → COORDINATION!


Language/education/work serve as multiplying factors in the integration process



50 Action Points – A Plan for the Integration of Persons entitled to Asylum or Subsidiary Protection in Austria

- **November 17, 2015:** presentation by Federal Minister for Integration together with national experts
- 50 measures in key areas ranging from education, to labour market integration and coexistence
- Key elements:
 - Language skills
 - Labour market integration
 - Values
- http://www.bmeia.gv.at/fileadmin/user_upload/Zentrale/Integration/Publikationen/Integrationsplan_final_EN.pdf





IV. Crises create windows of opportunity , but also uncover existing weaknesses

50 Action Points – A Plan for the Integration of Persons entitled to Asylum or Subsidiary Protection in Austria

Implemented key measures:

- **75 million €** extra for migrant integration
- **Comprehensive strategy for language training:** language courses from ALPHA up to A2 level – offered by various cooperation partners
 - Literacy/A1 asylum seekers*: Mol and States
 - A1 for recognised refugees: MFA
 - A2 for recognised refugees: Ministry of Labour
- **Skills checks** for recognised refugees → initiative of the Labour Market Service Agency (AMS)
- **Orientation and value courses** for recognised refugees*

Initiatives, which were in place before...

... but were the foundation for other measures

- **Recognition and Validation Law**
→ Procedures also for refugees without documents
- **Civic Integration: Red White Red Primer**
→ Constitution as foundation for value and orientation courses
- **Islam Law (1912, updated 2015)**
→ governs rights and responsibilities of Islamic religious societies

Other Milestones (I) Monitoring

- Creation of **25 Indicators for Integration**
 - to enable measuring the integration process in Austria
 - to establish a long-term integration monitoring system
 - ongoing annual monitoring **since 2008**
- Takes into account **demographic conditions** as well as **subjective perceptions**
- **5 core indicators**
 - Educational level of the 25 to 64-year-old population with a migrant background
 - Employment rates of people from a migrant background
 - Unemployment rate relating to the nationality
 - Income level relating to the nationality
 - The risk of poverty and the acute risk of poverty relating to the nationality



Other Milestones (II)

- 15a B-VG (Federal Constitution Law) on Early childhood language promotion (in kindergarten)
- Numerous measures in the field of prevention and de-radicalisation
- Establishment of nationwide advisory structures
- Language promotion
- Together:Austria – Integration ambassadors in schools

Continuing challenges

- Integration is a marathon, not a sprint
 - Labour Market
 - Education
- Need for more data, linking of existing databases
- Inner-Austrian migration of refugees to Vienna after they receive status
 - Yet highest unemployment in Vienna

Danke
Merci
Thank You
Grazie
Gracias
Hvala
Djekuju
Shukran
She'She



EUROPE
INTEGRATION
FOREIGN AFFAIRS
FEDERAL MINISTRY
REPUBLIC OF AUSTRIA