

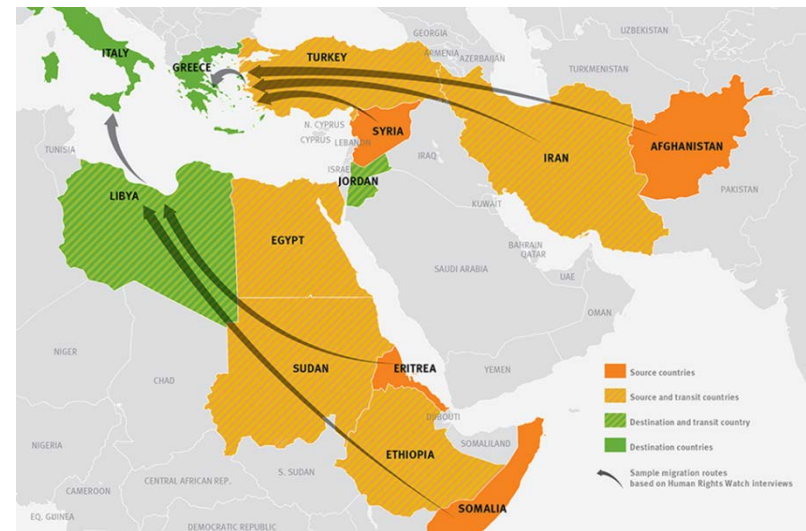


The Netherlands a migration country?

The Netherlands in comparative analysis

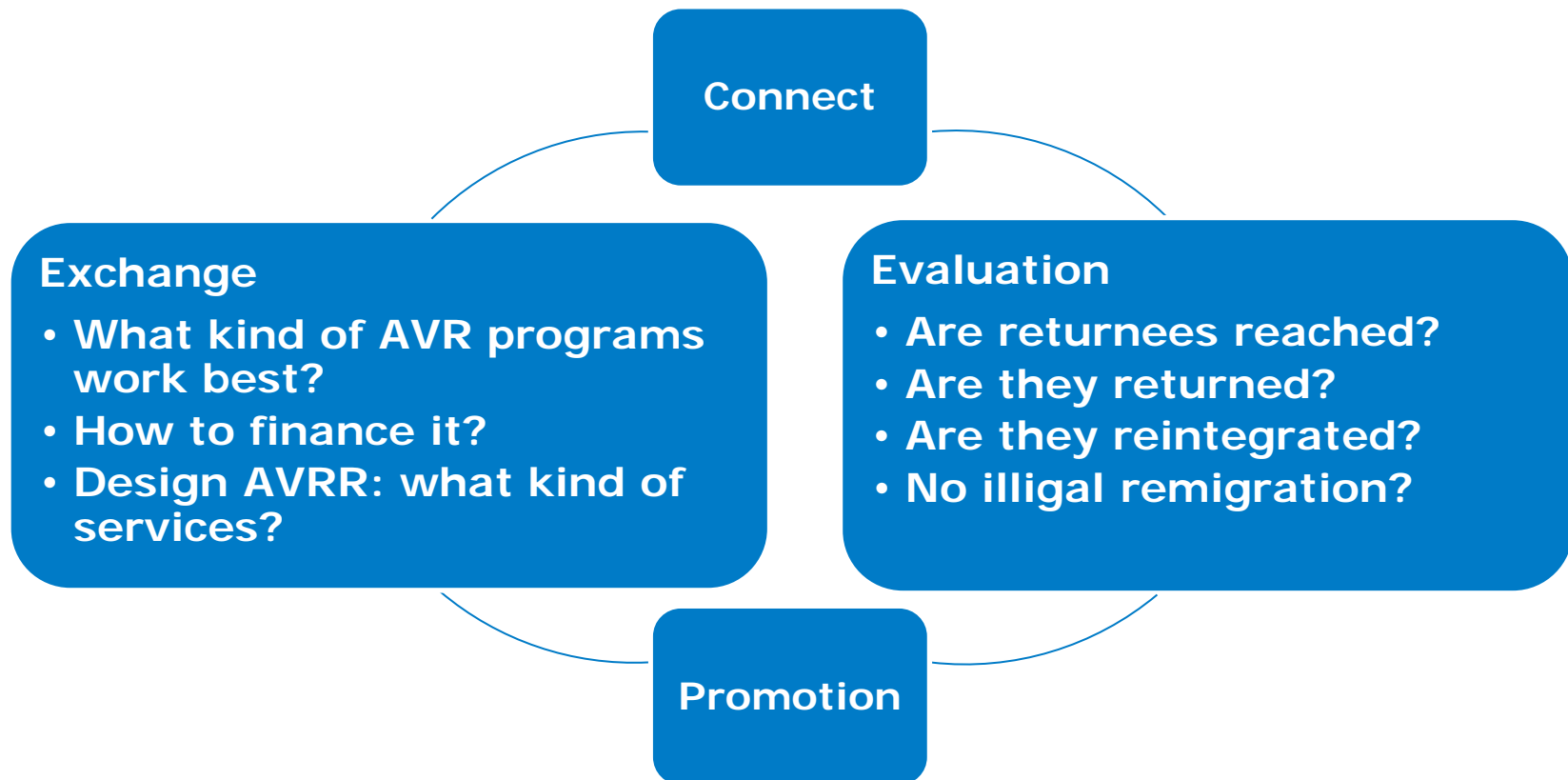
Hans Lemmens
NCP EMN

Lonneke Kapoen
Co-chair EMN Return Expert Group





Return Expert Group (REG)





Quiz on state of play migration within EU & NL

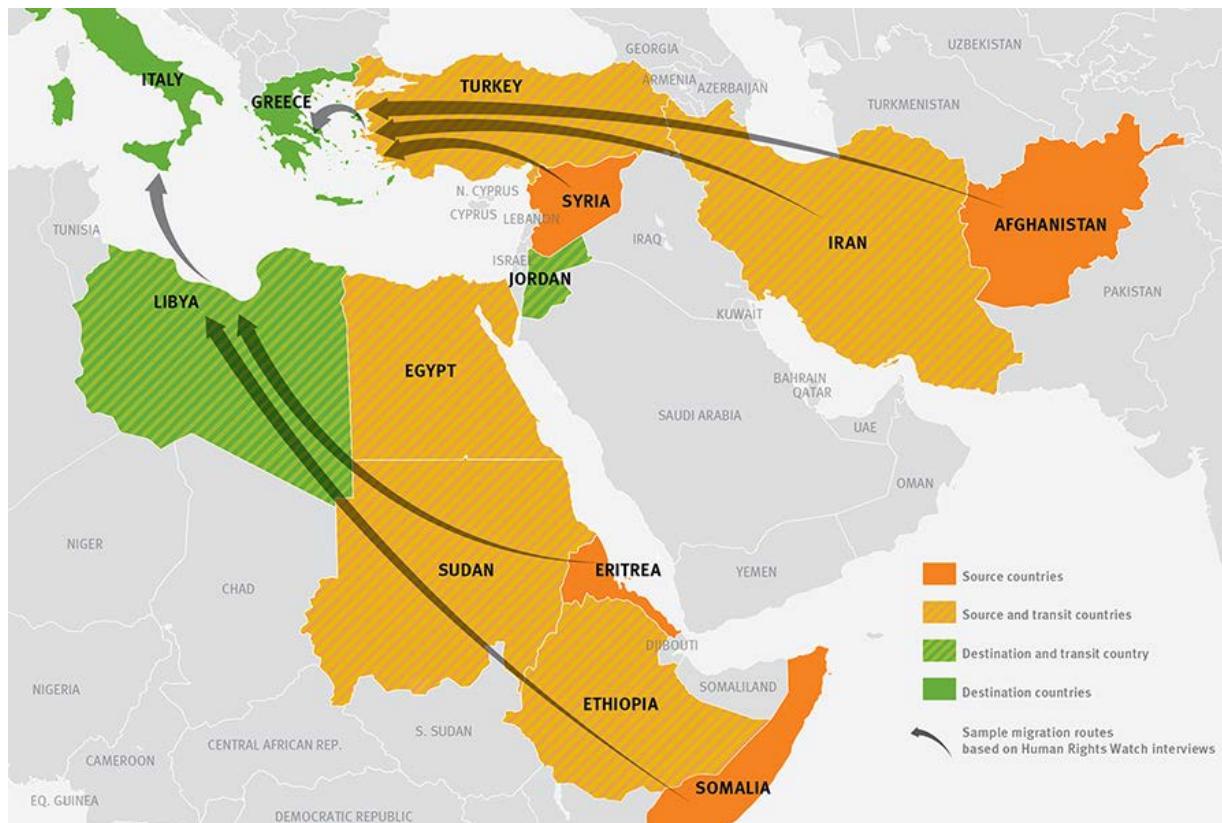
YES



NO



The Netherlands in migration crisis? In comparative perspective





Question 1

Which share (%) of the asylum seekers within the EU came to The Netherlands during the migration crisis? (May 2015 until May 2016)

➤ 3%

➤ 8%



Question 1 answer

$$3,3\% = 43.090$$

In 2015 The Netherlands received 43.090 first asylum requests. In 2014 The Netherlands received 29,891 first requests.

In comparison: Germany received 573,640 first asylum requests from May 2015 until April 2016 (however, this number should have risen due to delay in registering).



Question 2

During the migration crisis, which nationality was present in top-3 of nationalities of asylum seekers in The Netherlands, but not in the top-3 of the EU?

- Iraq
- Eritrea



Question 2 answer

Eritrea

Top 3 EU: Syria 33%, Afghanistan 15%, Iraq 11%

Top 3 NL: Syria 41%, Eritrea 16%, Iraq 7%

Eritreans in EU 2,5%

Afghans in NL 7%

DE: Syria 44%, Iraq 10% en Afghanistan 10%. NB. Eritrea 2%.



Question 3

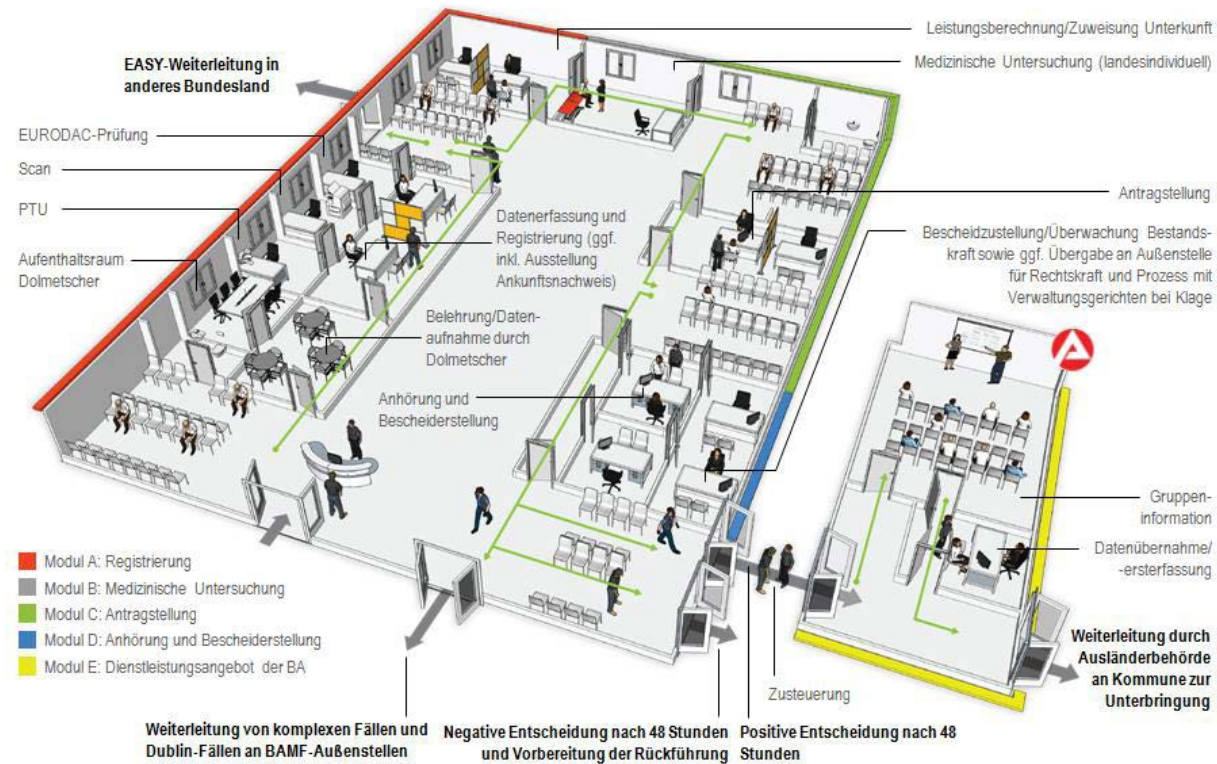
Which member state has copied the Dutch asylum procedure in response to the crisis?

- Sweden
- Germany



Question 3 answer

Germany





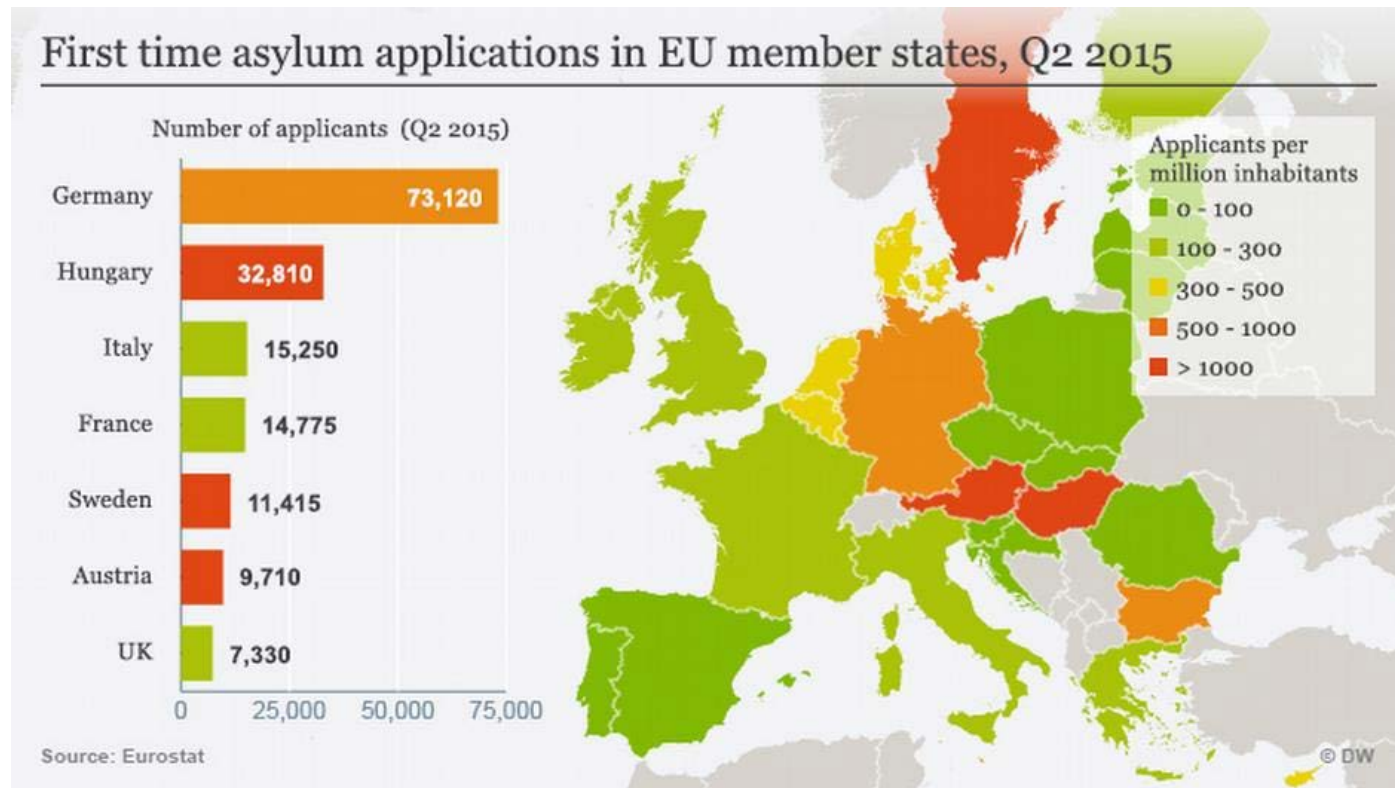
Conclusion Quiz questions migration crisis

Where does NL stand?

- The Netherlands has received a proportional share of the asylum inflow during the crisis.
- The Netherlands is more attractive for some nationalities and less for others. The Netherlands received a high proportion of Eritreans.
- The Dutch asylum procedure appears fairly crisis-proof. It even served as a model for the new German model.



The Netherlands a country of asylum? In comparative perspective?





Question 1

Which EU Member State received the most asylum requests per resident in 2015?

- Germany
- Hungary

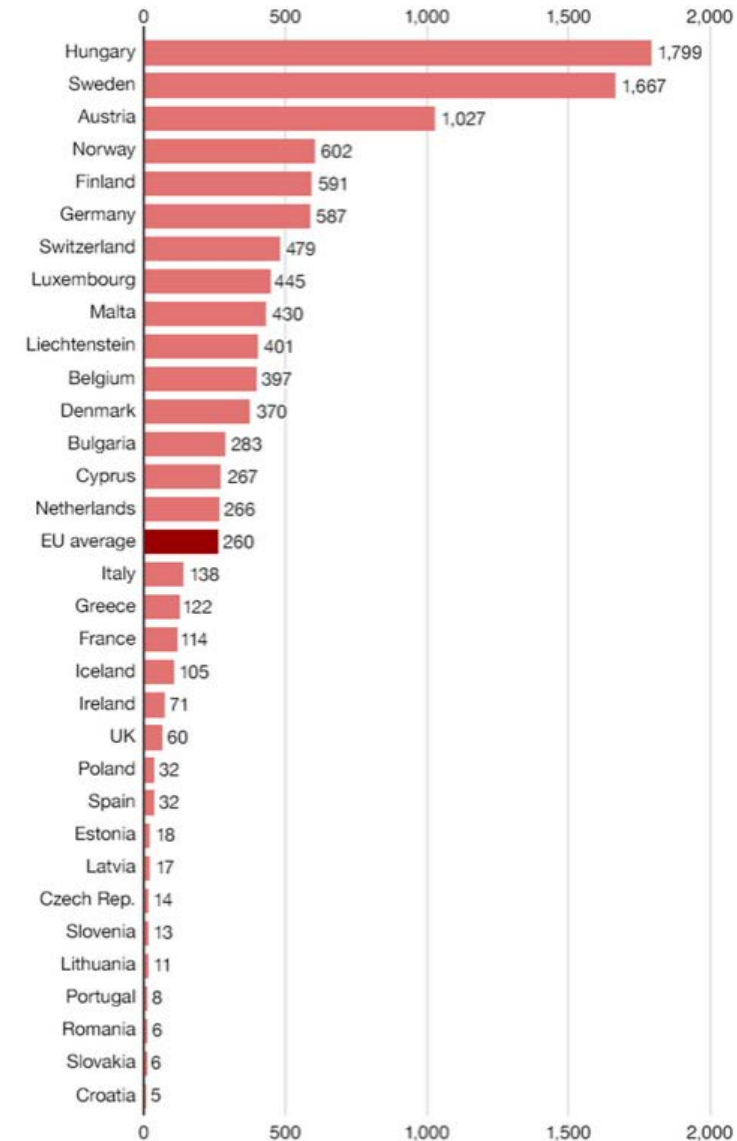


Question 1 answer

Hungary

HU 18/1000, SE 17/1000, AT 10/1000,
DE 6 asylum requests per 1000 residents
NL 3 asylum requests per 1000 residents.
Hungary many requests, few decisions.

Asylum applications per 100,000 local population, 2015



Source: Eurostat

BBC



Question 2

In the first half of 2016, which Member State faced most asylum seekers (e.g. Syrians) withdrawing their asylum application? These includes the implicit withdrawals.

- Greece
- Croatia



Question 2 answer

Croatia: 38.080

Greece: 1.580

Netherlands: 1.800

Germany: 25,610

Most applications were withdrawn by Syrian, Iraqi and Afghani nationals.



Question 3

In which Member State the financial benefits for asylum seekers in accommodation centres are the highest?

- Germany
- Denmark

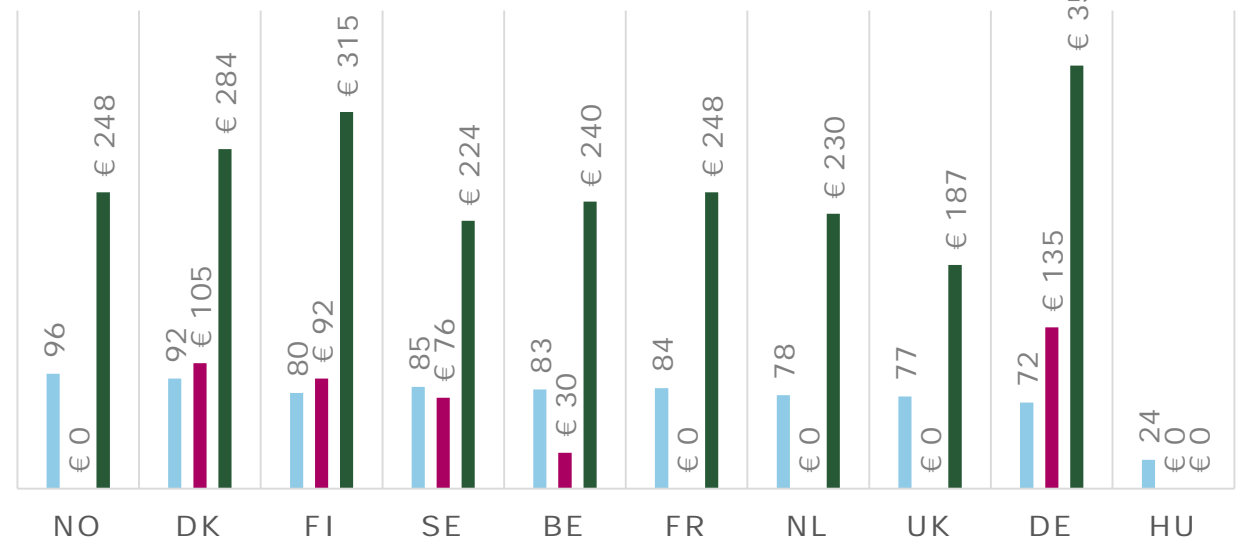


Question 3 answer

Germany

NO EMN LIMITED AHQ ON ALLOWANCES FOR ASYLUM SEEKERS 2016

- Cost of living index
- Payment in Euro to adult, all meals provided
- Payment in Euro to adult, no meals provided





Conclusion Quiz questions asylum

Where does NL stand?

- The Netherlands receives 3% of all European asylum claims. This is quite the European average when it comes to applicants per resident.
- The same goes for the financial allowance for asylum seekers in accommodation centres, there too, the Netherlands is quite on average.



The Netherlands a country of return? In comparative perspective





Question 1

In 2015, how many irregular migrants did return from the Netherlands?

➤ 16.000

➤ 4.000



Question 1 answer

16.000

In 2015, from the Netherlands 16.000 irregular migrants left the caseload of the Repatriation & Departure Service.

Eurostat figures 2015:

- Number of issued return decisions within EU: 534,000
- Return Total number EU: 195.000 (vs. 169,000 in 2014)
- Highest return rate in Germany: 54,000
- Lowest return Estonia: 40



Question 2

In the Netherlands, the percentage of voluntary departure is about 20%. In Europe, the average is nearly 40%.

➤ YES

➤ NO



Question 2 answer

NO

Voluntary return rates in MS range approximately between 5% to well over 50%. Eurostat has calculated that approx. 37% of the total number of returnees depart voluntarily from the EU.

Forced departure vs. voluntary departure (supervised) in NL approximately 45% - 55%.

The European Commission's ambition is to improve 37% voluntary rate significantly. The aim is to double the share of voluntary return compared to forced return, meaning: 33% - 67%.



Question 3

What is the main country of return in 2015 for The Netherlands?

- Mongolia
- Albania



Question 3 answer

Mongolia

Countries with highest return rate from caseload R&DS in 2015:

Mongolia, Albania, Ukraine, Iraq, Suriname, Kosovo, Serbia, Armenia, Syria, China.



Conclusion Quiz questions return Where does NL stand?

- The Netherlands is responsible for approx. 10% of the total number of returnees from Europe.
- The Netherlands has a rate of 55% voluntary return. The Dutch government is investing up to 21 million euros in voluntary return projects.



BONUS Question

NL faced 43.090 first asylum applications in 2015.
How many repeated asylum claims did NL receive?



BONUS Question answer

1.940



Looking for more information?

Visit www.emnnetherlands.nl

Of send an email to emn@ind.minvenj.nl